



THE FRANKFURT CCI DISTRICT IN FIGURES 2019|2020

Hochtaunus



Main-Taunus



Frankfurt



IHK

Chamber of Commerce and Industry
Frankfurt am Main

FRANKFURT CCI MEMBER COMPANIES

as per January 1st, 2020

	Frankfurt CCI district	FC	HT	MT
Agriculture, forestry and fishing	191	62	75	54
Industry ¹	9,731	5,627	2,056	2,048
incl. Manufacturing	2,567	1,384	625	558
Construction	5,844	3,787	1,025	1,032
Wholesale and retail trade; repair of motor vehicles and motorcycles	21,052	12,363	4,665	4,024
thereof Wholesale, retail trade and repair of motor vehicles and motorcycles	1,877	1,053	408	416
Wholesale trade	7,635	4,529	1,634	1,472
Retail trade	11,540	6,781	2,623	2,136
Transportation and storage	4,015	3,055	461	499
Accommodation and food service activities	5,189	3,651	802	736
Further services ²	69,372	44,132	14,029	11,211
Information and communication	8,229	5,285	1,558	1,386
Financial and insurance activities	6,000	3,918	1,159	923
Real estate activities	8,615	5,418	1,569	1,628
Professional, scientific and technical activities	35,267	22,790	7,200	5,277
Human health and social work activities	2,136	1,136	639	361
Other service activities	9,125	5,585	1,904	1,636
Total	109,550	68,890	22,088	18,572

¹ German Classification of Economic Activities, Edition 2008 - sections B to F

² German Classification of Economic Activities, Edition 2008 - sections J to S

Source: Frankfurt am Main CCI

SHARE OF ECONOMIC SECTIONS

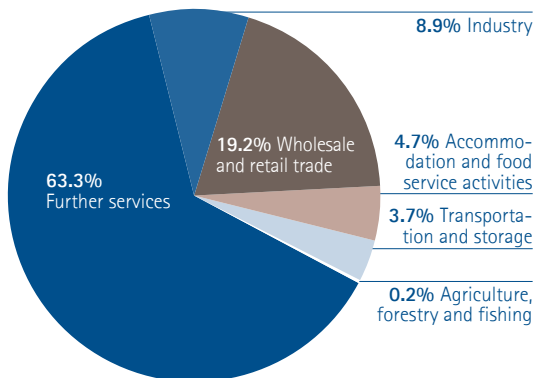
INCLUDING:

32.2% Professional, scientific and technical activities

7.9% Real estate activities

7.5% Information and communication

5.5% Financial and insurance activities

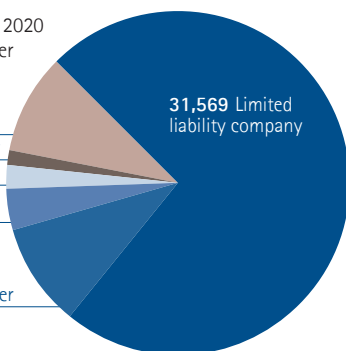


Source: Frankfurt am Main CCI

COMPANIES ENTERED IN THE COMMERCIAL REGISTER BY LEGAL FORM

as per January 1st, 2020
42,740 Companies in the commercial register

4,031 Other legal forms
631 Legal form under foreign law
839 Public limited company
1,570 Registered merchant
4,100 Partnership with a limited liability company as general partner



Source: Frankfurt am Main CCI

BUSINESS REGISTRATIONS AND DEREGISTRATIONS 2018

	Frankfurt CCI district ¹		FC		HT		MT	
	Reg.	Dereg.	Reg.	Dereg.	Reg.	Dereg.	Reg.	Dereg.
Agriculture, forestry and fishing	9	25	2	2	4	16	3	7
Industry ²	1,707	1,758	843	956	388	330	476	472
incl. Manufacturing	290	259	156	104	56	76	78	79
Construction	1,342	1,452	667	830	304	245	371	377
Wholesale and retail trade; repair of motor vehicles and motorcycles	2,526	2,466	1,555	1,456	454	487	517	523
Transportation and storage	547	522	388	347	66	56	93	119
Accommodation and food service activities	1,038	913	759	648	130	126	149	139
Further services ³	7,352	6,625	4,538	4,057	1,403	1,187	1,411	1,381
Information and communication	854	655	565	393	120	94	169	168
Financial and insurance activities	543	409	312	191	115	102	116	116
Real estate activities	558	424	338	200	110	84	110	140
including Professional, scientific and technical activities	2,029	1,579	1,284	971	387	295	358	313
Other service activities	1,840	2,125	1,170	1,455	340	324	330	346
Human health and social work activities	167	180	74	100	52	43	41	37
Total	13,179	12,309	8,085	7,466	2,445	2,202	2,649	2,641

¹ including Hochheim am Main (Wiesbaden CCI district)

² German Classification of Economic Activities, Edition 2008 - sections B to F

³ German Classification of Economic Activities, Edition 2008 - sections J to S

Source: Statistical Office Hesse

COMPANY INSOLVENCIES

selected sections

	Frankfurt CCI district ¹		FC		HT		MT	
	2018	2019	2018	2019	2018	2019	2018	2019
Manufacturing	12	12	7	11	4	1	1	–
Construction	60	68	37	50	11	7	12	11
Wholesale and retail trade; repair of motor vehicles and motorcycles	63	63	42	46	10	10	11	7
Accommodation and food service activities	29	32	25	19	3	9	1	4
Transportation and storage; Information and communication ²	51	41	38	30	7	6	6	5
Further services ³	126	129	83	91	23	21	20	17
Total	384	384	264	276	64	58	56	50

¹ including Hochheim am Main (Wiesbaden CCI district)

² German Classification of Economic Activities, Edition 2008 - sections H and J

³ German Classification of Economic Activities, Edition 2008 - sections K, M, N, S
Source: Statistical Office Hesse

TAXABLE REVENUE 2018

in Euro (thousands)

		Frankfurt CCI district ¹	Hesse	Share at Hesse
Agriculture, forestry and fishing		79,741	1,595,983	5.0%
Industry ²		58,908,771	202,724,519	29.1%
incl.	Manufacturing	48,045,343	155,378,929	30.9%
	Construction	3,704,731	22,208,669	16.7%
Wholesale and retail trade; repair of motor vehicles and motorcycles		56,392,477	196,660,675	28.7%
Transportation and storage		6,945,443	19,396,299	35.8%
Accommodation and food service activities		3,948,027	8,949,197	44.1%
Further services ³		67,711,980	129,060,930	52.5%
thereof	Information and communication	11,266,369	20,513,765	54.9%
	Financial and insurance activities	11,635,349	19,620,743	59.3%
	Real estate activities	7,861,086	13,619,969	57.7%
	Professional, scientific and technical activities	19,295,899	35,371,829	54.6%
	Other service activities	10,407,107	20,778,674	50.1%
	Human health and social work activities	3,076,859	9,299,552	33.1%
Total		199,414,420	558,387,602	35.7%

¹ including Hochheim am Main (Wiesbaden CCI district)

² German Classification of Economic Activities, Edition 2008 - sections B to F, for CCI district lightly underestimated because not every section is published

³ German Classification of Economic Activities, Edition 2008 - sections J to S, for CCI district lightly underestimated because not every section is published
Source: Statistical Office Hesse

GROSS VALUE ADDED (GVA) 2017

in Euro (millions)

		Frankfurt CCI district ¹				
		Absolute	Share at Hesse	FC	HT	MT
Agriculture, forestry and fishing		42	4.3%	13	14	15
Industry ²		13,578	20.8%	10,335	1,875	1,368
incl.	Manufacturing	10,055	20.1%	7,682	1,505	868
	Construction	2,451	23.3%	1,731	338	382
Services ³		69,491	37.1%	51,878	7,925	9,688
thereof	Wholesale and retail trade, transportation, accommodation and food service activities, information and communication	22,716	38.7%	16,626	2,488	3,602
	Financial and insurance activities, real estate activities	34,272	43.6%	25,775	3,746	4,751
	Public and other service activities, education, human health and social work activities	12,503	25.1%	9,477	1,691	1,335
Total		83,111	32.8%	62,226	9,814	11,071
GVA per employed self-employed individual in Euro		88,126		88,966	80,243	91,229

¹ including Hochheim am Main (Wiesbaden CCI district)

² German Classification of Economic Activities, Edition 2008 - sections B to F

³ German Classification of Economic Activities, Edition 2008 - sections G to T

Minor differences are due to rounding.

Source: Statistical Office Hesse

LABOUR MARKET 2019

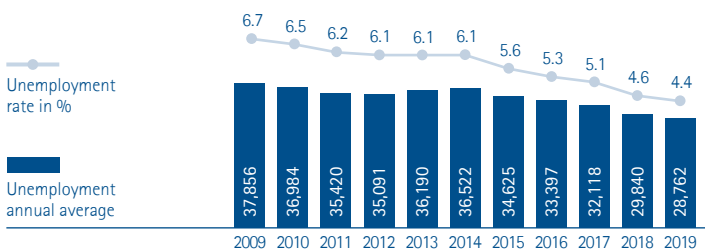
annual average

	Frankfurt CCI district ¹	FC	HT	MT
Unemployed persons	28,762	20,486	4,060	4,216
Unemployment rate ²	4.4%	5.0%	3.4%	3.3%
Notified vacancies	12,968	10,786	1,193	989

¹ including Hochheim am Main (Wiesbaden CCI district)

² Basis: all gainfully employed persons

Source: Federal Employment Agency



EMPLOYEES SUBJECT TO SOCIAL SECURITY CONTRIBUTIONS

at place of work | as per June 30, 2019

		Fankfurt CCI district ¹	FC	HT	MT
Agriculture, forestry and fishing		645	185	217	243
Industry ²		96,387	63,129	18,262	14,996
incl.	Manufacturing	62,439	38,671	14,078	9,690
	Construction	26,021	17,942	3,731	4,348
Wholesale and retail trade; repair of motor vehicles and motorcycles		82,346	48,698	14,149	19,499
Transportation and storage		90,141	85,410	2,046	2,685
Accommodation and food service activities		33,812	26,555	4,084	3,173
Further services ³		499,075	378,449	58,838	61,788
including	Information and communication	55,485	40,537	6,822	8,126
	Financial and insurance activities	91,537	77,269	6,782	7,486
	Real estate activities	14,154	12,384	733	1,037
	Professional, scientific and technical activities	103,219	75,796	14,829	12,594
	Other service activities	76,102	60,692	6,322	9,088
	Human health and social work activities	67,896	48,444	12,211	7,241
Total		802,410	602,428	97,597	102,385

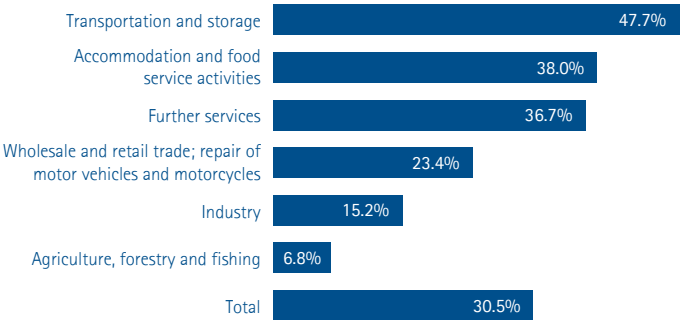
¹ including Hochheim am Main (Wiesbaden CCI district)

² German Classification of Economic Activities, Edition 2008 - sections B to F

³ German Classification of Economic Activities, Edition 2008 - sections J to U

Source: Federal Employment Agency

SHARE OF EMPLOYEES IN CCI DISTRICT OF ALL HESSIAN EMPLOYEES



Source: Federal Employment Agency

COMMUTERS

as per June 30, 2019

	Fankfurt CCI district ¹	FC	HT	MT
Employees at place of residence	501,857	315,445	88,751	97,661
Employees at place of work	802,410	602,428	97,597	102,385
Inbound commuters	515,851	387,518	58,121	70,212
Outbound commuters	215,795	100,930	49,330	65,535

¹ including Hochheim am Main (Wiesbaden CCI district)

Source: Federal Employment Agency

VOCATIONAL TRAINING 2019

	Number of trainees	New registered training contracts	Number of examinees	Rate of success
Industrial occupations	4,145	1,610	1,332	90%
including				
Metal	1,453	569	412	89%
Electrical engineering	1,643	665	539	88%
Mining and quarrying	122	60	52	73%
Chemistry, physics, biology	635	206	207	96%
Printing	251	94	101	92%
Commercial occupations	8,835	3,627	3,859	87%
thereof				
Industrial clerk	435	173	205	95%
Trade	2,052	873	945	81%
Bank clerk	449	194	198	89%
Insurance clerk	339	123	114	93%
Accommodation and food service activities	1,411	587	628	84%
Transportation and storage	904	347	406	86%
Other occupations	3,198	1,316	1,335	92%
Special jobs by BBiG	47	14	8	100%
Total	12,980	5,237	5,191	88%

Source: Frankfurt am Main CCI

FURTHER EDUCATION 2019

	Examined	Passed	Rate of success
Industrial-technical occupations	432	243	56%
thereof Bachelor Professionals (CCI) in the industrial sector ('Industriemeister')	162	118	73%
thereof Bachelor Professionals (CCI) in the technical sector ('Fachmeister')	162	59	36%
Other occupations (industrial-technical)	108	66	61%
Commercial and related occupations	1,662	1,166	70%
thereof Master Professionals (CCI) in the commercial sector ('Betriebswirte')	41	29	71%
thereof Bachelor Professionals (CCI) in the commercial sector ('Fachkaufleute')	228	160	70%
thereof Bachelor Professionals (CCI) in the commercial sector ('Fachwirte')	646	417	65%
Other occupations (commercial)	747	560	75%
Training of trainers	1,681	1,518	90%
Total	3,775	2,927	77%

Source: Frankfurt am Main CCI

TOURISM 2019

	Fankfurt CCI district ¹	FC	HT	MT
Number of opened hotels (December)	522	311	122	89
Bed capacity (December)	74,621	59,781	8,665	6,175
Number of visitors	7,101,392	6,193,327	488,055	420,010
Overnight stays	13,035,171	10,786,473	1,400,494	848,204
Bed occupancy rate in %	44.3	51.0	44.3	37.5
Duration of stay (days)	2.2	1.7	2.9	2.0

¹ including Hochheim am Main (Wiesbaden CCI district)

Source: Statistical Office Hesse

CHANGE FROM 2009

	Fankfurt CCI district ¹	FC	HT	MT
Number of visitors	+81.3%	+92.3%	+17.9%	+49.2%
Overnight stays	+82.7%	+101.3%	+18.4%	+43.0%
Opened establishments (December)	+11.5%	+30.1%	-9.6%	-5.3%
Bed occupancy (December)	+52.6%	+69.7%	+9.5%	+7.3%

¹ including Hochheim am Main (Wiesbaden CCI district)

AREA AND POPULATION

Area as per January 1st, 2019 | Resident population as per December 31, 2018

	Frankfurt CCI district	FC	HT	MT ¹
Area in km²	933.2	248.3	481.8	203.1
Residents	1,209,612	753,056	236,564	219,992
Inhabitants per km²	1,296	3,033	491	1,083

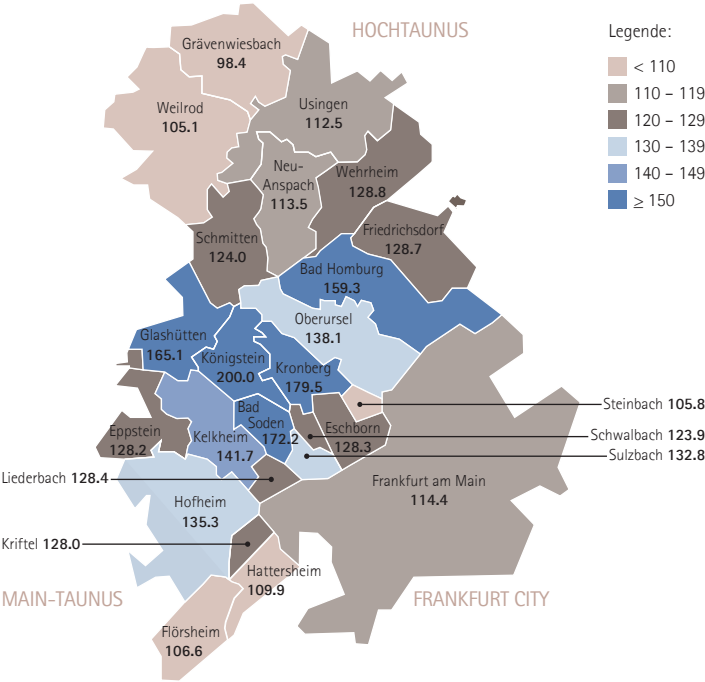
¹ excluding Hochheim am Main (Wiesbaden CCI district)
Source: Statistical Office Hesse

PURCHASING POWER 2019

	Frankfurt CCI district	FC	HT	MT
Purchasing power in Euro (millions)	35,761	20,679	8,134	7,443
Purchasing power index per inhabitant ¹	123.0	114.4	142.9	130.2

¹ per inhabitant (average of the Federal Republic of Germany = 100.0)

PURCHASING POWER INDEX



Source: Michael Bauer Research GmbH

TRAFFIC FIGURES

FRANKFURT AIRPORT

	2017	2018	2019	Difference between 2018 2019
Passengers (million)	64.5	69.5	70.6	+ 1.5%
Airfreight (million tons)	2.1	2.1	2.0	- 3.9%
Airmail ('000 tons)	85.3	90.1	86.7	- 3.8%
Aircraft movements ('000)	475.5	512.1	513.9	+ 0.4%

Source: Fraport AG, Market and Trend Research

MAIN RAILWAY STATION FRANKFURT AM MAIN

Germany's most important rail traffic hub	32 tracks for long-distance, regional and local traffic
Up to 450,000 travellers per day	1,700 train services a day
20,000 m² retail and restaurant space	85 restaurants and retailers

Source: DB Station & Service AG

ROAD NETWORK 2019

in km

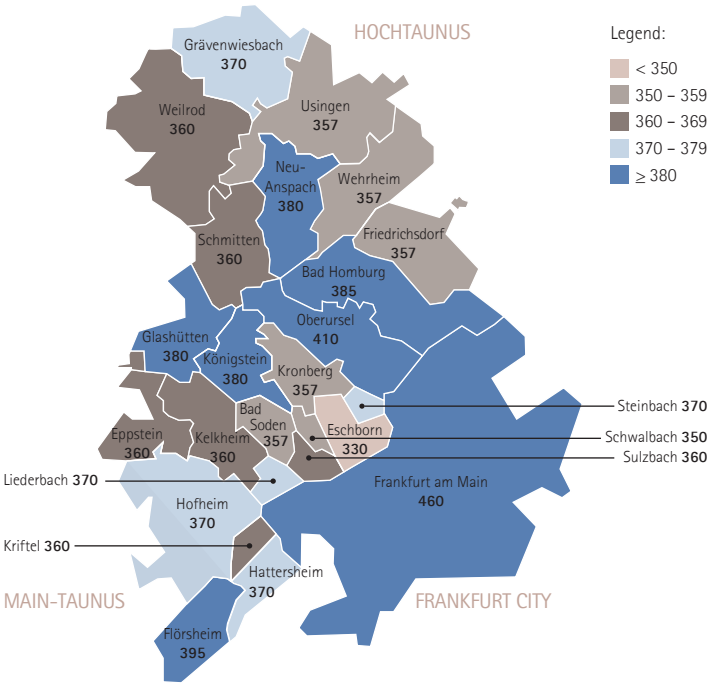
	Fankfurt CCI district ¹	FC	HT	MT
Federal motorways	107.2	71.0	12.2	23.9
Federal roads	234.2	95.4	78.2	60.7
State roads	430.6	97.6	188.0	145.0
Country roads	225.5	104.1	92.5	28.9
Total road network	997.5	368.1	370.9	258.5

¹ including Hochheim am Main (Wiesbaden CCI district)
Minor differences are due to rounding.
Source: Hessen Mobil, Wiesbaden

Explanations

FC: Frankfurt City
HT: Hochtaunus
MT: Main-Taunus

TRADE TAX ASSESSMENT RATES 2020



Source: Frankfurt am Main CCI

IMPRINT

PUBLISHER

Chamber of Commerce and Industry Frankfurt am Main
Börsenplatz 4
60313 Frankfurt am Main

EDITORIAL STAFF

Sebastian Trippen, Angelika Holzmaier, Minna Heinola

LAYOUT

Sabrina Becker

PRINTING

Lokay e.K., Reinheim

PHOTO CREDIT

Sina Ettmer | stock.adobe.com

DATA STATUS

March 2020

Reproduction – even in parts – only permitted with indication of source; voucher copy requested. The publication was made to the best of our knowledge, without any warranty or liability, concerning the correctness and completeness of all information.





www.frankfurt-main.ihk.de

Chamber of Commerce and Industry

Frankfurt am Main

Börsenplatz 4

D-60313 Frankfurt am Main

CCI Service Center

Schillerstrasse 11

D-60313 Frankfurt am Main

Telephone +49 69 2197-1280

Telefax +49 69 2197-1548

info@frankfurt-main.ihk.de

CCI Branch Hochtaunus | Main-Taunus

Ludwigstrasse 10

D-61348 Bad Homburg

Telephone +49 6172 1210-0

Telefax +49 6172 22612

homburg@frankfurt-main.ihk.de



IHK

Chamber of Commerce and Industry
Frankfurt am Main